

PFC SERIES MODELS**OIL DRAINAGE KIT**

This oil drainage kit is designed to help make your Perfect Fryer even easier to clean and maintain. Simply attach the valve to the oil vat, install the hose to the valve and drain the oil into a container for disposal. A rendering company can help with proper disposal.



approved as an accessory to all PFC models

PHONE: 603-225-6684
ADDRESS: P.O. Box 501, Concord, NH 03302-0501
FAX: 603-225-8472
E-MAIL: profits@perfectfry.com
WEB: www.perfectfry.com



PFC SERIES MODELS

OIL DRAINAGE KIT

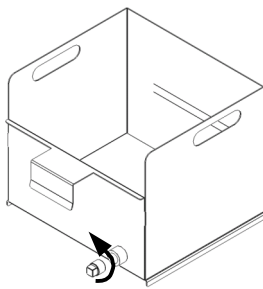
For Trouble-free Operation:

- Drain oil when at a safe temperature
- Fully close valve when finished draining
- After draining, remove hose only
- Do not over-bend hose
- Wash out valve and hose weekly


This kit includes:

- 1 Oil Valve
- 1 Oil Hose
- 1 ½ NPT Nipple
- 1 Roll Thread Seal Tape

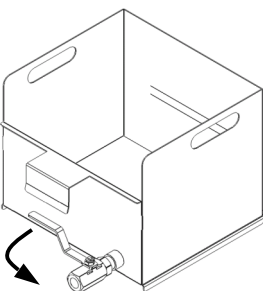
Installation Instructions



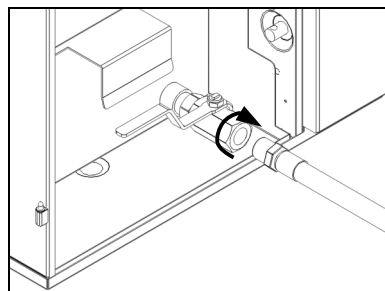
1. Remove plug



2. Attach valve & nipple
(apply thread seal tape)



3. Secure valve in place



4. Install hose for draining

PHONE: 603-225-6684
ADDRESS: P.O. Box 501, Concord, NH 03302-0501
FAX: 603-225-8472
E-MAIL: profits@perfectfry.com
WEB: www.perfectfry.com

